

Name: _____



First Grade Homework Room 6 & 18

Week of: February 3, 2014

Return on: February 7, 2014

* The spelling test is on Friday, Feb. 7

Instructions:

1. Read daily for at least 15 minutes and complete the attached reading log. Work on the other attached worksheets. Complete at least one math, one Language Arts, and one Chinese page each day.
2. Please have an adult check your work, and have them help you correct any errors.
3. Turn in completed packet on **Friday**.

My child has completed all of the assigned homework and we have reviewed it together.

Parent Signature: _____

*Room 6 :

English spelling test: Every Friday or the last day of the week

Chinese word test: Every Monday or the first day of the week

First Grade Spelling Words
Theme 4 Week 3



1. low
2. boat
3. no
4. row
5. coat
6. go
7. we
8. keep
9. move
10. better


Challenge words:
flow snowman




Reading Log

Occupation
at time

Please read with your child for 15 minutes each day



Sample	Book Title	Minutes	Adult Signature
	My Friend Rabbit	15	
Monday	Book Title	Minutes	Adult Signature
Tuesday	Book Title	Minutes	Adult Signature
Wednesday	Book Title	Minutes	Adult Signature
Thursday	Book Title	Minutes	Adult Signature



Spelling Homework

Write your spelling words three times each.

1. _____
2. _____
3. _____
4. _____
5. _____
6. _____
7. _____
8. _____
9. _____
10. _____

Write your spelling words in ABC order:

_____, _____, _____

_____, _____, _____

_____, _____, _____

Name _____

As I read, I will pay attention to the punctuation.

09 It had rained all week. The weather wasn't supposed
18 to change. The forecast called for more rain on
22 Saturday, Sunday, and Monday.
33 Two boys, Ben and Mat, were outside. First, they heard a
44 barking noise. Then they saw the dog in the river. The
51 river was high and moving very fast.
62 The dog was in danger! They ran down the riverbank to
74 get near the dog. Then they ran on a narrow path along
84 the river. They had to avoid sticks, rocks, and puddles.
94 As the dog went under a low bridge, the boys
106 grabbed it and pulled it onto the bridge. Ben and Mat were
joyful that they had saved the dog! 113

Please practice reading this fluency passage daily. The goal is to be able to read it smoothly without errors. If it is difficult, master a sentence a day. If it is has become easy, just read it once through and then read a book of your choice. This can help count toward the 15 minutes of reading each day.

My child has read this passage each day.

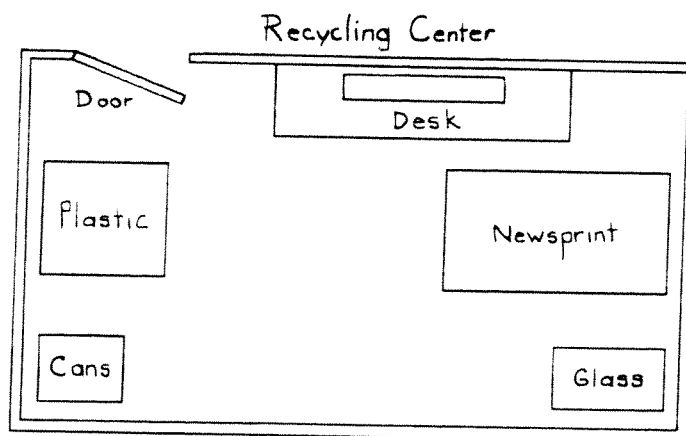
Parent signature _____



Name _____

A **floor plan** shows where things are in a room.

Use the floor plan to complete the sentences.



1. There are _____ bins in the Recycling Center.

2. The bin for cans is next to the _____ bin.

3. The bin for _____ is the largest.

4. The smallest bin is for _____.

5. If you need help, go to the _____.

Name _____

scr

str

spr

spl

Use the blends in the box to make words. You may use a blend more than once.




1. _____ ash




2. _____ ing



3. _____ atch



4. _____ it



5. _____ ing




6. _____ inkles



7. _____ ipes

Name _____

any boy girl water does friend by



Write the word or words to complete each sentence.

1. The _____ has fun jumping rope.

2. Her pal _____ tricks on the grass.

3. The boy walking _____ waves his hand.

4. He is her _____.

5. A _____ plays with his dog.

Name _____


Grammar:
Contractions with *not*

A contraction is a short way of saying and writing two words.

Two words:	are not	does not
	↓	↓
Contractions:	aren't	doesn't

Draw a box around the contractions you find.

1. We can't go skating now.
2. Gram wasn't on the bus.
3. I didn't see her.
4. Why hasn't Gram called?
5. Isn't that Gram?
6. I couldn't find my skates.




Practice

Structural Analysis:
Inflectional Endings:
-ed, -ing

Name _____

Add the ending to the word. Write the new word on the line. Then use the word in a funny sentence about the picture.

1. win + ing = _____




2. dip + ing = _____



3. flip + ing = _____



4. slip + ed = _____



Name _____

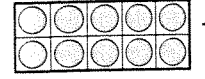
Reteaching

12-2

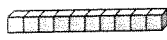
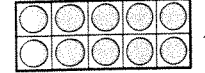
Numbers Made with Tens

You can count the models to find out how many groups of ten.

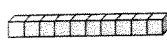
1 ten is 10.



2 tens is 20.



1 ten is 10.

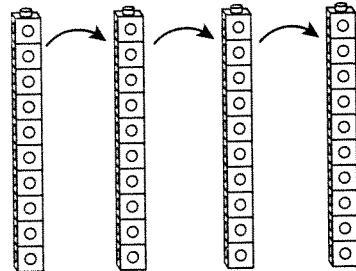


2 tens is 20.



3 tens is 30.

1 ten is 10. 2 tens is 20. 3 tens is 30. 4 tens is 40.



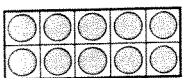
2 tens is 20.

3 tens is 30.

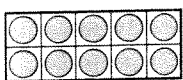
4 tens is 40.

Count the models. Write how many. Then write the number.

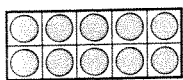
1.



1 ten is 10.



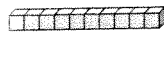
2 tens is 20.



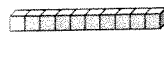
3 tens is 30.

3 tens is 30.

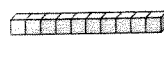
2.



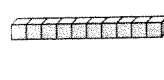
 ten is .



 tens is .



 tens is .



 tens is .

4 tens is .

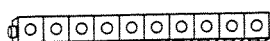
3.



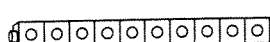
 ten is .



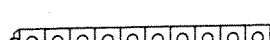
 tens is .



 tens is .



 tens is .



 tens is .

 tens is .

Name _____

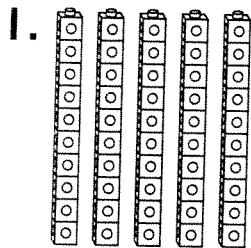
Practice

12-2

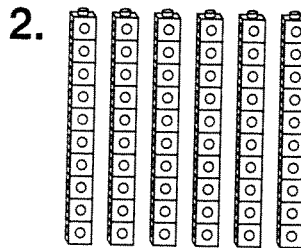
Numbers Made with Tens

Count by 10s.

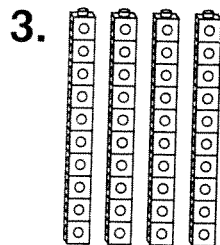
Write the numbers.




5 tens is 50.



_____ tens is _____.



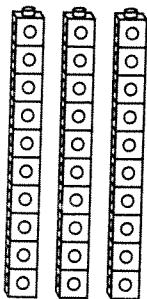
_____ tens is _____.



_____ tens is _____.

Reasonableness

5. Which number is shown?



☐

3

☐

12

☐

10

☐

30

Algebra

6. Nancy has 50 marbles.

30 of the marbles are in one bag.

The rest are in another bag.

How many marbles are in the second bag?

☐

40

☐

20

☐

30

☐

10

Name _____

Reteaching

12-5

Tens and Ones on a Hundred Chart

Start at 6. Count by tens on the hundred chart.

1	2	3	4	5	6	7	8	9	10
11	12	13	14	15	16	17	18	19	20
21	22	23	24	25	26	27	28	29	30
31	32	33	34	35	36	37	38	39	40
41	42	43	44	45	46	47	48	49	50
51	52	53	54	55	56	57	58	59	60
61	62	63	64	65	66	67	68	69	70
71	72	73	74	75	76	77	78	79	80
81	82	83	84	85	86	87	88	89	90
91	92	93	94	95	96	97	98	99	100

When you count by tens from a number, the ones digits in the numbers you say are the same as the number you start from. The tens digit of each of the next numbers is 1 more than the last tens digit.

6, 16, 26, 36, 46, 56, 66, 76, 86, 96

1. Count by tens.

Circle the ones digit that does not change in each number.

3, _____, _____, _____, _____, _____, _____, _____, _____

2. Count by tens.

Draw arrows to show how the tens digits go up by 1 in each number.

8, _____, _____, _____, _____, _____, _____, _____, _____

Name _____

Practice

12-5

Tens and Ones on a Hundred Chart

1. Color the numbers you say when you start at 9 and count by 10s.

1	2	3	4	5	6	7	8	9	10
11	12	13	14	15	16	17	18	19	20
21	22	23	24	25	26	27	28	29	30
31	32	33	34	35	36	37	38	39	40
41	42	43	44	45	46	47	48	49	50
51	52	53	54	55	56	57	58	59	60
61	62	63	64	65	66	67	68	69	70
71	72	73	74	75	76	77	78	79	80
81	82	83	84	85	86	87	88	89	90
91	92	93	94	95	96	97	98	99	100

2. Start at 1. Count by tens.

Write the numbers.

Use the hundred chart to help.

1, _____, _____, _____, _____, _____, _____, _____, _____, _____

Number Sense

3. Kyra is counting by tens from 5.

Which numbers does she miss?

5, 15, _____, 35, _____, 55, 65, _____, 85, 95

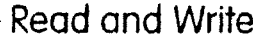
☐ 25, 45, 75

☐ 25, 40, 75

☐ 20, 40, 70


☐ 20, 45, 70

xiě yì xiě dú yì dú
写一写，读一读



12

qiān míng
簽名: _____
Signature: _____



dì liú kè wǒ ài wǒ de jiā
第六课 我爱我的家

xiě yì xiě dú yì dú
写一写，读一读

Read and Write

New Words 生字	Radicals 部首	Write the characters 写一写					Read aloud 读一读
de	bái	de					wǒ de
的	白	的					我的
yǒu	yuè	yǒu					yǒu jǐ gè
有	月	有					有几个
bā	fù	bà					bà ba
爸	父	爸					爸爸
mā	nǚ	mā					mā ma
妈	女	妈					妈妈
hé	kǒu	hé					wǒ hé tā
和	口	和					我和他
jiā	mián	jiā					wǒ de jiā
家	宀	家					我的家

jiā zhǎng yì jiàn
家长意见:
Parent's Comment:

qiān míng
签名:
Signature:

dì shí yī kè wǒ xǐ huān chī shuǐ guǒ
第十一课 我喜欢吃水果

xiě yì xiě dú yì dú
写一写，读一读

Read and Write

New Words 生字	Radicals 部首	Write the characters 写一写						Read aloud 读一读
shuǐ	shuǐ	shuǐ						shuǐ guǒ
水	水	水						水果
guǒ	mù	guǒ						píng guǒ
果	木	果						苹果
hěn	chì	hěn						hěn hǎo
很	彳	很						很好
duō	xī	duō						duō shǎo
多	夕	多						多少
xǐ	kǒu	xǐ						xǐ ài
喜	口	喜						喜爱
huān	qiàn	huān						xǐ huān
欢	欠	欢						喜欢

jiā zhǎng yì jiàn
家长意见:
Parent's Comment:

qiān míng
签名:
Signature:

New V
生
xiǎo

想

dì shí yī kè wǒ xǐ huān chī shuǐ guǒ
第十一课 我喜欢吃水果

xiě yì xiě dú yì dú
写一写，读一读

Read and Write

New Words 生字	Radicals 部首	Write the characters 写一写					Read aloud 读一读
shuǐ	shuǐ	shuǐ					shuǐ guǒ
水	水	水					水果
guǒ	mù	guǒ					píng guǒ
果	木	果					苹果
hěn	chì	hěn					hěn hǎo
很	彳	很					很好
duō	xī	duō					duō shǎo
多	夕	多					多少
xǐ	kǒu	xǐ					xǐ ài
喜	口	喜					喜爱
huān	qiàn	huān					xǐ huān
欢	欠	欢					喜欢

jiā zhǎng yì jiàn
家长意见:
Parent's Comment:

qiān míng
签名:
Signature:

New V
生
xiǎ

想

low

boat

no

row

coat

go

we

keep

move

better

flow

snowman

low

boat

no

row

coat

go

we


keep

move

better


flow

snowman



shǔ lǎo shǔ

鼠/老鼠




niú

牛




hǔ lǎo hǔ

虎/老虎




tù tù zi

兔/兔子




lóng

龙




shé

蛇




mǎ

马




yáng

羊




hóu hóu zi

猴/猴子




jī

鸡



gǒu

狗



zhū

猪



名字：_____ 月_____ 日

Vocabulary Review: Who Am I?

词汇练习：我是谁？

Fill in the blanks.

1. wǒ shuō wō wō wō 我说：“喔喔喔……” (I say, "Cockle doodle doo.")	wó shì 我是_____。
2. māo ài zhuī wǒ 猫爱追我。 (Cats love to chase me.)	我是_____。
3. wǒ huì fēi 我会飞。 (I can fly in the sky.)	我是_____。
4. wǒ huì pá shān 我会爬山。 (I can climb mountains.)	我是_____。
5. wǒ de bèi ràng rén qí 我的背让人骑。 (People love to ride on my back.)	我是_____。
6. wǒ ài shuì jiào 我爱睡觉。 (I love to sleep.)	我是_____。
7. wǒ jiào sī sī sī 我叫：“嘶嘶嘶……” (I say, "ssssssssss.")	我是_____。
8. wǒ ài chī hú luó bo 我爱吃胡萝卜。 (I love to eat carrots.)	我是_____。
9. wǒ shuō miē miē miē 我说：“咩咩咩……” (I say, "Baa baa.")	我是_____。
10. wǒ jiào wāng wāng wāng 我叫：“汪汪汪……” (I say, "Woof, woof.")	我是_____。
11. wǒ shuō mōu mōu mōu 我说：“哞哞哞……” (I say, "Moo, moo.")	我是_____。
12. wǒ ài chī xiāng jiāo 我爱吃香蕉。 (I love to eat bananas.)	我是_____。